

ACCESSORY GUIDE		
RIVIAN	TOOL NUMBER	TSN00547-300-C
	TITLE	ELECTRONIC PARKING BRAKE RELEASE KIT
	REV - DATE	REV A - 04/04/2025

TOOL FUNCTION


This tools primary function is to apply and release the electronic parking brake (EPB) using an external 12V power supply.

However the 12V control box and 12V power supply can also be used to operate other vehicle components by connecting adapter harnesses directly to the device.

Adapter harnesses can be ordered separately through the Coupa punch-out catalog and stored in the EPB release kit storage bag.



OVERVIEW



COMPONENT GUIDE (SOLD SEPARATELY)

ITEM	RIVIAN TOOL ID	NAME	DESCRIPTION
1	TSN00774-300-A	Window Regulator - Adapter Harness	Raises and lowers the window directly from the regulator
2	TSN00775-300-A	R1 Charge Port Door - Adapter Harness	Opens and closes the R1 charge port door directly from the motor
3	TSN00776-300-A	R1 Driver Side Door Handle - Adapter Harness	Deploys and retracts the R1 driver side door handle directly from the motor
4	TSN00777-300-A	R1 Passenger Side Door Handle - Adapter Harness	Deploys and retracts the R1 passenger side door handle directly from the motor





WARNING

Do not perform procedure if tool is damaged or missing parts. Consult the Rivian Service Tool Catalog for replacement components.

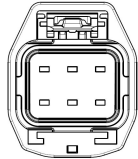
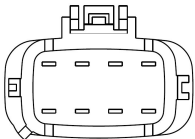
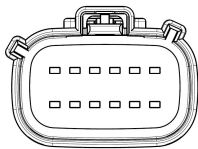
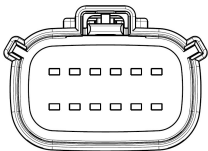
Failure to follow guidelines outlined in this document could result in injury and/or property damage.

SAFETY GUIDELINES

1	PPE Required - Eye Protection, Gloves, Closed Toe Shoes.	
2	Risk of - permanent damage to vehicle electronics and or tool. Tool is intended for use with specific service operations only. Refer to Labor Codes and Rivian Service Manual.	
3	Pinch Point - Keep hands and fingers clear of all actuators/moving parts.	



TOOL OPERATION

Adapter Harness	Toggle Switch Function	Connector View (Mating Face)
TSN00774-300-A: Window Regulator	Apply/Open - Moves Window Up Release/Close - Moves Window Down	
TSN00775-300-A: R1 Charge Port Door	Apply/Open - Opens Charge Port Door Release/Close - Closes Charge Port Door	
TSN00776-300-A: R1 Driver Side Door Handle	Apply/Open - Deploys Door Handle Release/Close - Retracts Door Handle	
TSN00777-300-A: R1 Passenger Side Door Handle	Apply/Open - Deploys Door Handle Release/Close - Retracts Door Handle	



BASIC MAINTENANCE GUIDE

TASK	FREQUENCY
Charge 12v power supply	Before Each Use
Check electrical connectors & wiring for damage. Replace any damaged components prior to use.	Before Each Use
Return all components to storage case provided with EPB kit TSN00547-300-C (see below)	After Each Use





PPE REQUIRED

- eye protection
- closed toe shoes



CAUTION

Risk of Pinch Point

- keep hands and fingers clear of all moving parts.



CAUTION

Risk of

- damage to vehicle or property
- data disruption
- voiding warranty

REVISION LOG

REV	DATE	CHANGE DESCRIPTION
A	04/04/2025	Initial release

