
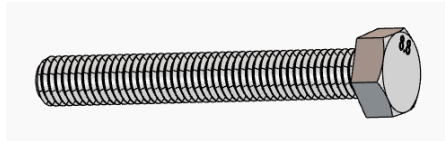
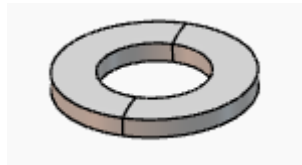
 <b>RIVIAN</b>	<b>TOOL CHANGE ORDER</b>	
	<b>Tool Number:</b> TSN01500-900-B	<b>DATE:</b> 9-18-24
	<b>Title:</b> AC FLUSH KIT, UPGRADE TO REV B	<b>DEPT:</b> Service Tooling

<b>Author</b>	J.MACASPAC	<b>Approver(s)</b>	J.MACASPAC
---------------	------------	--------------------	------------

#### UPGRADE KIT CONTENTS:


Item	Qty	Description	Part No.	Image
1	1	GEN 1 UNDERBODY LINE, HIGH SIDE FLUSH ADAPTER, R1	TSN01500-208-A	
2	2	M8 X 1.25 X 60mm CAP SCREW	N/A	
3	2	M8 WASHERS	N/A	

**TOOL TO BE UPGRADED:** TSN01500-300-A AC FLUSH KIT

#### DESCRIPTION:

This upgrade adds an additional items to perform underbody AC line flushes on R1S GEN 1 vehicles.

1. Additional HIGH SIDE underbody line flush fitting
2. Additional bolts and washersfor using the LOW SIDE underbody flush fitting (TSN01500-201-A) on GEN 1 vehicles.

 <b>RIVIAN</b>	<b>TOOL CHANGE ORDER</b>	
	<b>Tool Number:</b> TSN01500-900-B	<b>DATE:</b> 9-18-24
	<b>Title:</b> AC FLUSH KIT, UPGRADE TO REV B	<b>DEPT:</b> Service Tooling

#### UPGRADE INSTRUCTION:

1. Locate the AC FLUSH KIT, TSN01500-300-A
2. Inside the case, there is an existing provision for the new fitting included with this upgrade kit.
3. Store the extra bolts/washers with the existing hardware

