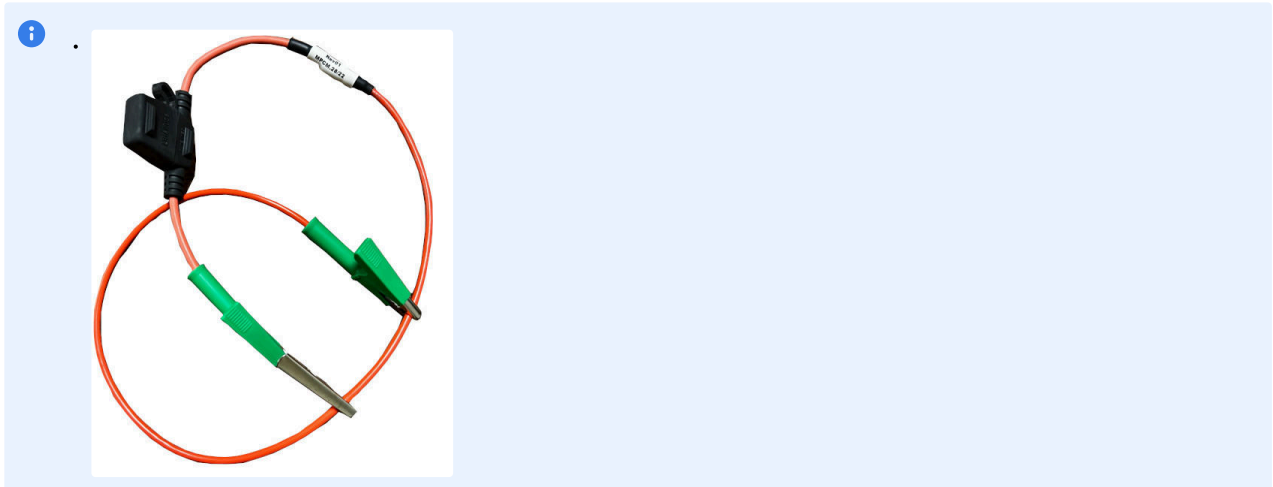


TSN00914 (NCT09996943) - Fused 12V Jumper



Purpose:

This tool is used to connect both 12V Batteries together when reinstalling the connection. The tool is to be connected prior to connecting both 12V batteries


Labor Code: 786420010, 786410010

Replacement Parts:


Standard Blade Automotive Fuse 25A, 12V DC: McMaster-Carr p/n 8183T217 or equiv.

Tool Operation:

1. Visually inspect the fuse to ensure it has not blown. It can also be tested from end to end for continuity.
2. Install the clip on the Primary Battery



3. Install the clip on the Secondary Battery



4. With both clips installed on the ground connection, reconnect 12V Battery terminals



5. After all 12V battery connections have been

made, remove the jumper
clips from the vehicle